


Manage your medication online and save time



The Optum Rx website and app are fast, easy and secure ways to get the information you need to make the most of your pharmacy benefit.

Set up an online account and you can:

- Check drug prices
- Place a home delivery order
- Track home delivery order status
- Access and print your ID card
- Find a network pharmacy
- Sign up for automatic refills
- View claims and benefit information

Register now

To set up your online account:

1. Go to OptumRx.com or scan the QR code below
2. Select Register on the home page
3. Enter the information from your member ID card
4. Create a username and password
5. Complete your profile

If you already have an account, sign in using your username and password.



Scan here to go to OptumRx.com

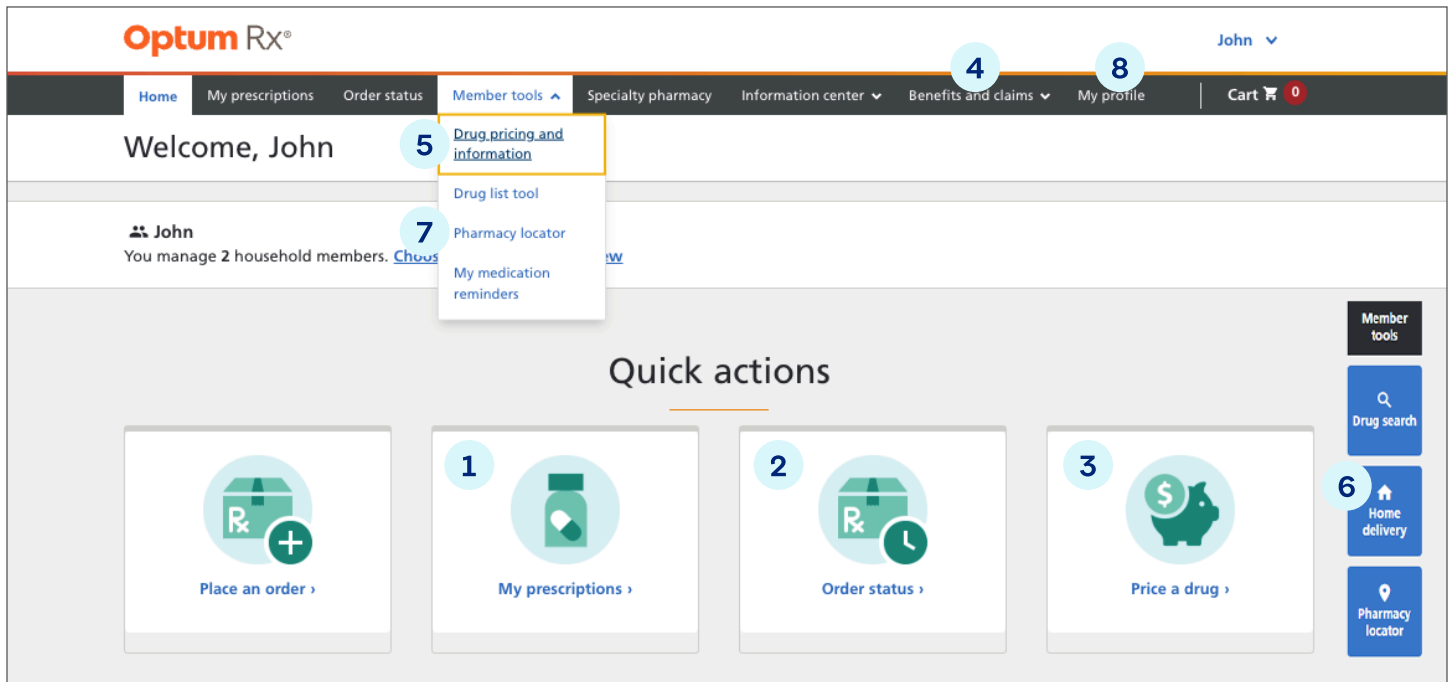


Skip the pharmacy line

Transfer eligible maintenance medications to Optum® Home Delivery and get a 3-month supply delivered right to your door.

Digital tools quick-start guide

Once your account is set up and you are logged in, easily navigate to these digital tools to manage your medication.



- 1 My prescriptions** > See all your medications, including home delivery prescriptions, retail pharmacy prescriptions and any over-the-counter medications you've logged. You can also request a new prescription or select another family member and manage their prescriptions.
- 2 Order status** > Track orders in real time from any device.
- 3 Price a drug** > Precision pricing technology is built into our tools. Whether you look up a new drug or select one of your current drugs, you will see a listing of pharmacies with the best price for the medication selected, as well as a lower-cost alternative.
- 4 Benefits and claims** > View your benefit information, access claims details to see what your plan covered, print and view your ID card and track a prior authorization.
- 5 Prescription drug list/formulary** > View a list of covered drugs, including therapeutic class and tier status.
- 6 Home delivery** > Learn more about Optum Home Delivery and see a list of your retail medications eligible for the service. With home delivery, you receive 90-day supplies of eligible maintenance medications right to your mailbox. You will also see a message about how much money you will save.
- 7 Pharmacy locator** > Whether you are close to home or traveling, the pharmacy locator tool makes it easy to find the nearest network pharmacy. Search for pharmacies by zip code, address or by distance to see if they are in your network.
- 8 My profile** > You can easily manage your personal profile or your entire household. Set up or edit a variety of account details, including contact, shipping and payment information, communication preferences and paperless settings, home delivery and automatic refill programs, medication reminders, personalized emails and text alerts.

Submit and track a prior authorization request

A prior authorization (PA) is an approval we give your doctor before the medication can be covered. You will be alerted on [OptumRx.com](https://www.optumrx.com) if a medication requires PA.

There are 3 ways to request a prior authorization:

- Let your doctor know your medication requires a PA. They will submit a request on your behalf.
- Call Optum Rx at the toll-free number on your member ID card.
- Start the request yourself on [OptumRx.com](https://www.optumrx.com) and go to Benefits and claims > Prior Authorization or exception request.

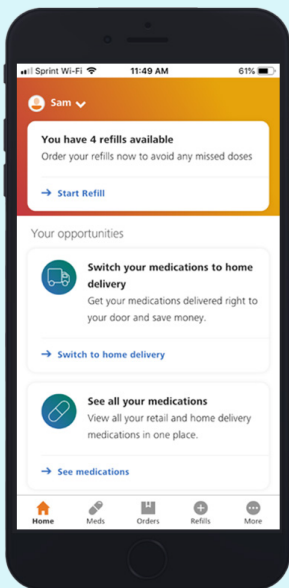
Once submitted, you can track requests on the mobile app or website.

Download the Optum Rx app

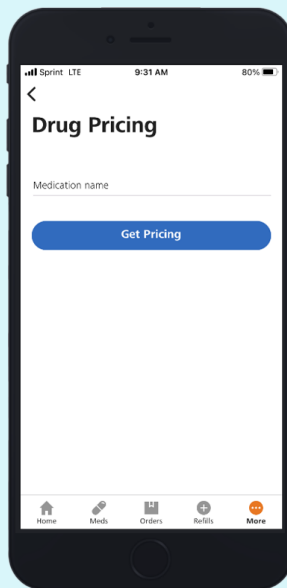
Take the same online tools with you on the go to manage your medication any time, anywhere.

To access your account using your mobile device:

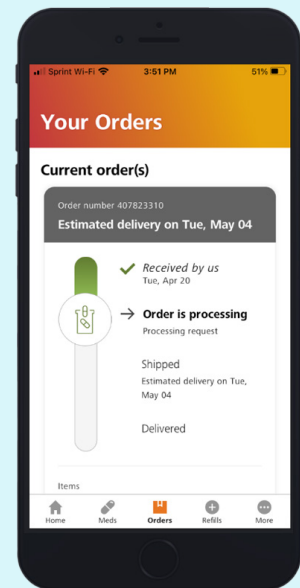
1. Go to the Apple® App Store® or Google Play™ to download the Optum Rx app.
2. Open the app and sign in using the same username and password you use on [OptumRx.com](https://www.optumrx.com).



View notifications, alerts and savings opportunities



Check drug pricing



Track order status

Use this checklist

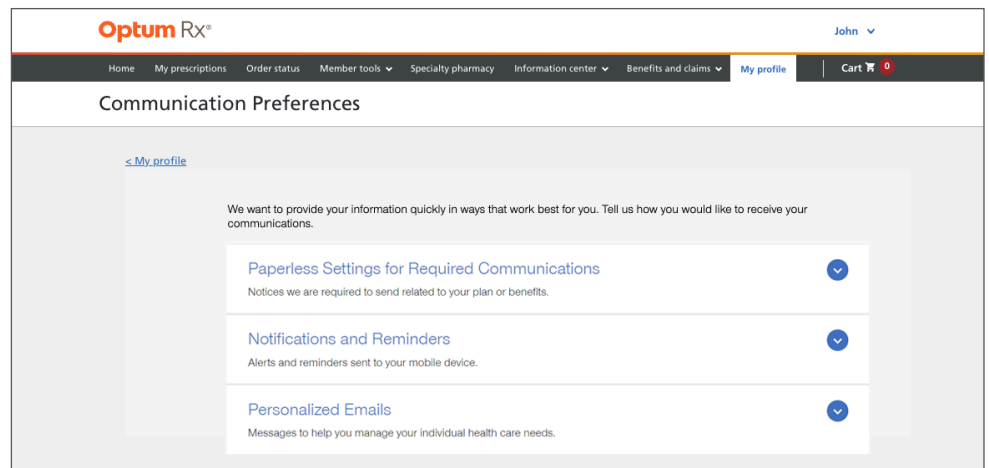
Get ready to manage your pharmacy benefits and costs. Take these easy steps:

- Set up the My profile page.** Add/confirm personal contact information, payment and shipping details, and set up medication reminders.
- Go paperless.** Go to the communication preferences section of your profile. Then, tell us if you'd like email or text message notifications. You can also opt in for personalized emails.
- Check prescription price and coverage.** Add/confirm your personal medication list to see your prescription drug costs and what pharmacy offers the best pricing.
- Transfer retail prescriptions to home delivery.** If you're interested in having your medications shipped right to your mailbox in 90-day supplies, transfer your eligible maintenance medication to Optum home delivery. You may even save money!
- Download the mobile app.** Manage your medication any time, anywhere.

Go paperless – it's convenient and secure

Did you know you can receive emails for important plan documents and updates? Tell us which items you'd like to get by email and reduce the clutter in your mailbox.

- Benefit/plan updates
- Explanation of benefits and billing statements
- Regulatory/legal notices
- Tax documents



All Optum trademarks and logos are owned by Optum, Inc., in the U.S. and other jurisdictions. All other trademarks are the property of their respective owners.

© 2022 Optum, Inc. All rights reserved. WF8808761-B 11/22